

The international scheme for competency validation and certification of personnel who work in explosive atmospheres.

## Candidate (Practitioner) Information

# HTML (Web) based exam delivery

Instructions for Candidates



## Scope

This guide covers the steps required to undertake a BTL web-based (URL) examination. Exams undertaken using BTL's 'Secure Client' are NOT covered by this document as they are normally undertaken at your chosen CompEx Centre.

### IMPORTANT NOTE

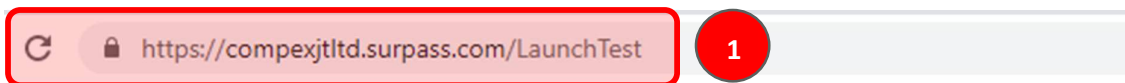
*It is entirely the responsibility of the user (Candidate or their employer) to ensure that a sufficient internet connection is maintained throughout the exam and subsequent upload. The URL (web based) version **DOES NOT** retain the assessment data should the internet connection become disconnected. **Should the internet connection be lost during the exam the user (candidate) will be required to repeat the entire exam.***

**IT hardware/software and minimum internet speeds are detailed on page 3.**

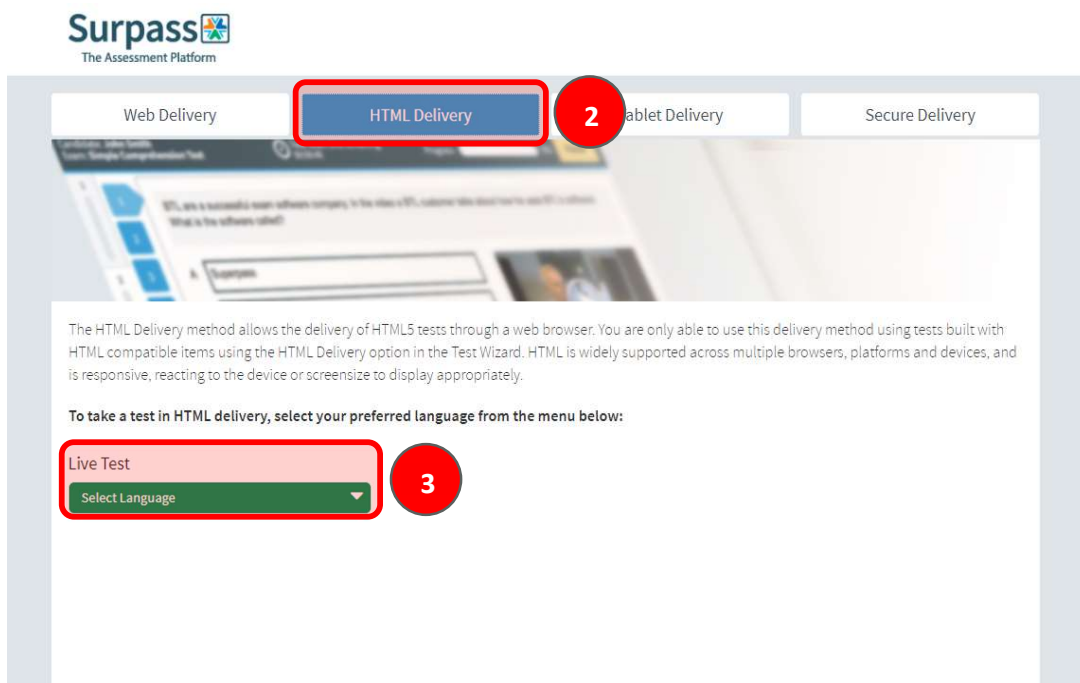
## Process

1. Ensure the correct URL is entered in the address bar on the web browser:

<https://compexjtltd.surpass.com/LaunchTest>



2. Select **HTML Delivery** on the Launch Test page
3. Select the language required for the keycode and validation stages. There are numerous language options available however, unless otherwise advised, exam instructions and the multi-choice examination can only be taken in **ENGLISH**.



**Surpass**  
The Assessment Platform

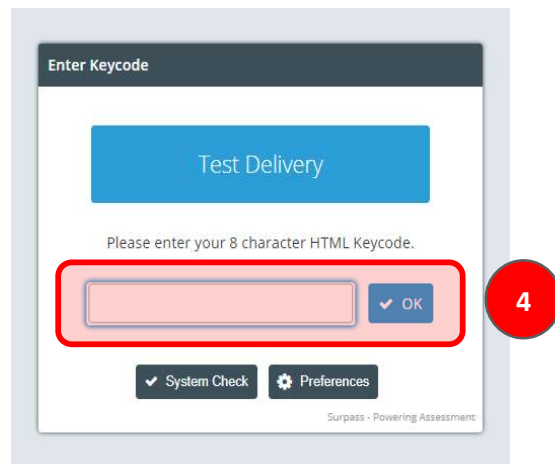
Web Delivery | **HTML Delivery** | Tablet Delivery | Secure Delivery

The HTML Delivery method allows the delivery of HTML5 tests through a web browser. You are only able to use this delivery method using tests built with HTML compatible items using the HTML Delivery option in the Test Wizard. HTML is widely supported across multiple browsers, platforms and devices, and is responsive, reacting to the device or screensize to display appropriately.

To take a test in HTML delivery, select your preferred language from the menu below:

Live Test  
Select Language

4. Enter the keycode provided by your chosen centre to start the exam



5. Follow the on-screen instructions; be sure to check that your name has been recorded correctly.

Full instructions on how to complete the exam are provided once the initial keycode and validation stages have been completed.

# IT Requirements

## 1. Operating system

- Windows 8 (32-bit/64-bit)
- Windows 8.1 (32-bit/64-bit)
- Windows 10 (32-bit/64-bit)
- macOS 10.15 (Catalina) and all subsequent versions (HTML web delivered tests only)
- ChromeOS (HTML web delivered tests only)

**WARNING:** Microsoft have ceased support for Windows 7. You can continue to use *Surpass (launch test)* on Windows 7, but BTL will be unable to fix any issues specific to Windows 7.

## 2. Processor speed

- 2.33 GHz

## 3. Graphics memory

- 64MB

## 4. RAM

- 1GB

## 5. Web browser

- Google Chrome
- Mozilla Firefox
- Microsoft Edge
- Safari (HTML web delivered tests only)

**WARNING:** Microsoft are ceasing support for Internet Explorer 11 in August 2021. BTL are unable to fix any issues specific to Internet Explorer 11. We therefore suggest only using one of the supported browsers listed here.

## 6. Screen resolution

- 1280 x 768 pixels

*TIP: Screens should be scaled to 100% for test delivery.*

## 7. Peripherals

- Two-button mouse and keyboard

## 8. Internet speed

- 512 Kbps

For the details on the very latest IT specification please click here [\[IT Spec\]](#) and follow the system requirements (specification) listed under '**Surpass**'.

